




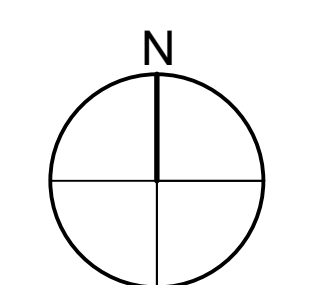


LEGEND

-  Site Boundary
-  Up to 3 storey
-  Up to 2.5 storey
-  Up to 2 storey
-  Up to 1.5 storey

SCALE 1:1000



Rev	Description	Date
DE_436-021	Client	
Rosemary LM	Project	
Saffron Walden	Title	
Building Heights	Scale	
1:1,000@A0		