




1. Based on 'Midland Survey' topographical survey drawing '26677-R1-1' received on 17.05.17 and Coomes Everitt Architects masterplan received on 11.01.21.
2. Design speed for internal link road is 20mph and shared space roads is 15mph.

Legend

-  Proposed new carriageway to be adopted
-  Proposed new footway to be adopted
-  Proposed verge to be adopted

Rev	Date	Details	Drawn by	Checked by
P	13.01.21	Amended to include latest masterplan	LG	MP
N	09.06.20	Masterplan amended to address GCC Highways comments	LG	MP
M	20.05.20	Amended to include latest masterplan	LG	MP
L	24.04.20	Amended to include latest masterplan	LG	MP
K	23.04.20	Amended to include latest masterplan	LG	MP
J	15.04.20	Revised masterplan	LG	MP



CLIENT:
WMCL

PROJECT:
**Land off Oakhurst Rise,
Charlton Kings**

TITLE:
Indicative Adoption Plan

STATUS:
INFORMATION

SCALE @ A3: 1:1000	DATE: 22.11.17	DRAWN: LG	CHECKED: MP	APPROVED: MP
JOB NO: CTP-16-332	DRAWING NO: LA01	REVISION: P		



RESERVED COPYRIGHT

